



SCOUT GigE Series

scA1000-20gm / scA1000-20gc
 1/3” Progressive Scan CCD Gigabit Ethernet (GigE)
 Monochrome or Color Area Scan Camera



Sensor Size (H x V pixels)	Sensor Type	Sensor Technology	Optical Size	Pixel Size (in μm)	Max. Frame Rate (at full resolution)	Typical Power Consumption at 12V	Weight (typical)
1034 x 779	Sony ICX204	Progressive Scan CCD	1/3”	4.65 x 4.65	20	3 W	150 g

Mono / Color	Yes / Yes
Video Output Type (Interface)	Gigabit Ethernet (GigE Vision compatible)
Video Output Format	Mono 8: 8 bits/pixel x YUV 4:2:2: (YUYV): 16 bits/pixel average Raw 8: 8 bits/pixel (R, G, or B) x Raw 16: 12 bits/pixel (R, G, or B) x scA750-60fm / fc (8 bits / pixels only)
Synchronization	Via external trigger, or free run
Exposure Control	Programmable via GigE Vision (camera API)
Power Requirements	12 – 24V; via Hirose 12-pin connector (max. 10 meter cable lengths)
Lens Mount	C-mount; CS-mount (optional)
Housing Size (L x W x H)	73.7 mm x 44 mm x 29 mm (without lens adaptor)
Housing Size 90° (L x W x H)	41.8 mm x 44 mm x 97 mm (includes lens adaptor)
Conformity	CE, FCC, GigE Vision, ROHS, IP 30
I/O Ports	2 opto-isolated input ports, 4 opto-isolated output ports
Software Driver	Basler pylon (Basler filter and performance driver), GigE Vision compliant
GenxCam Compatible	Yes

**Specifications are subject to change without notice*

Gigabit Ethernet (GigE Vision) Drivers

Basler provides its own Gigabit Ethernet drivers for the Scout camera family. These drivers will be compatible with the GigE Vision standard and optimized for the Scout family. To give you maximum flexibility, Basler provides two different drivers:

Filter Driver – The filter driver quickly separates incoming packets carrying image data from other traffic on the network and makes the data available for vision applications running on the computer.

Performance Driver – By using the performance driver, even demanding applications with multiple cameras, high data rates, or very strict real-time requirements can be supported. When the performance driver is used in combination with a dedicated network interface card (Intel) the load on the host’s computer is significantly reduced.

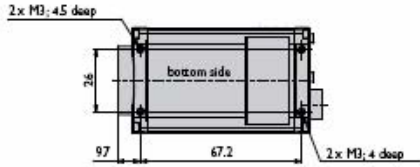


For More Information on Basler products, please call
 480-635-8400 Phone / 888-687-6877 Toll Free
<http://www.aegis-elec.com>

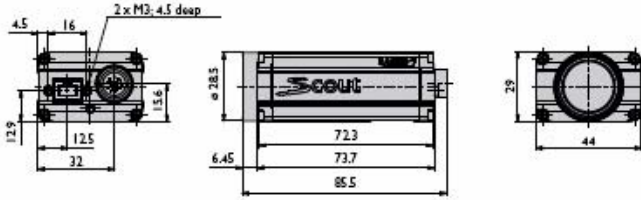
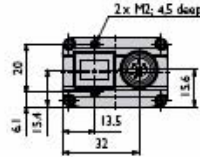


Standard housing

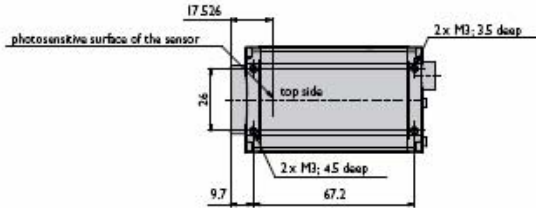
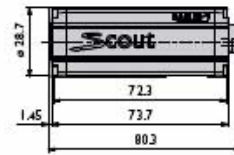
scout General/IEEE 1394



scout GigE Vision (screw connector implemented e/o 2007)

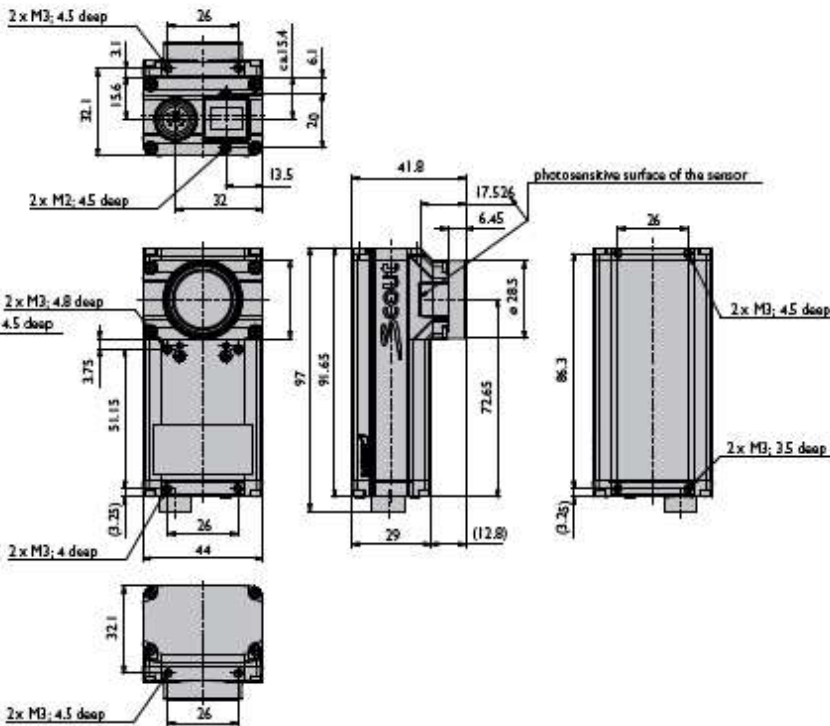


scout CS-Mount



90 deg housing

scout-90° GigE Vision (screw connector implemented e/o 2007)

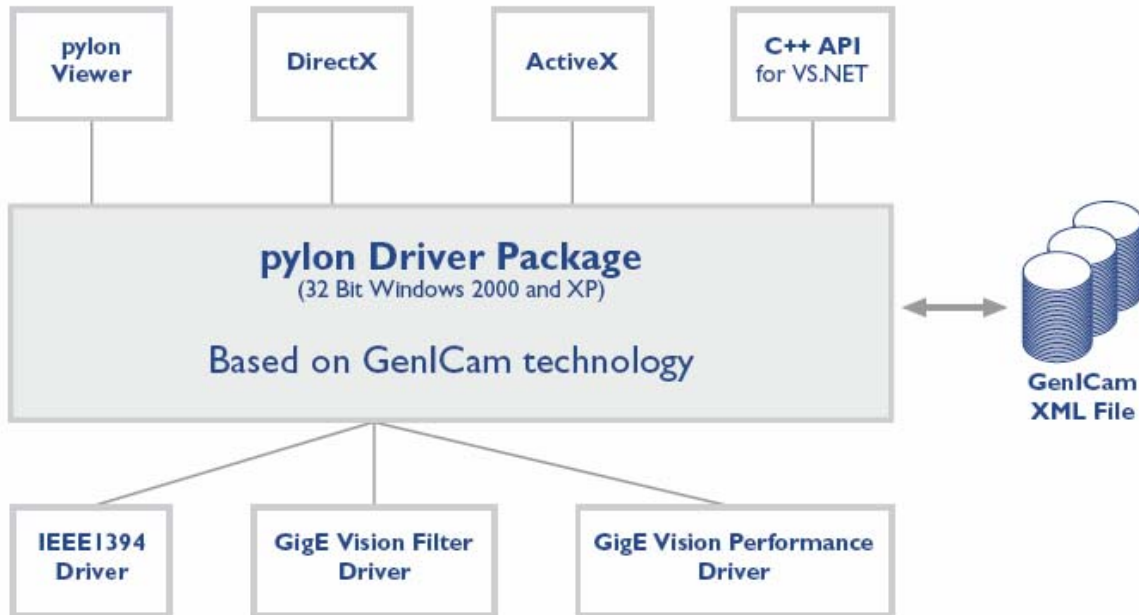


For More Information on Basler products, please call
 480-635-8400 Phone / 888-687-6877 Toll Free
<http://www.aegis-elec.com>



BASLER pylon Driver Package

The pylon driver package is designed to work with all Basler cameras that have a FireWire or GigE Vision interface. You can select the interface technology that best fits your application or you can use both interface technologies simultaneously in your application. The pylon driver offers reliable, real-time image data transport into the memory of your PC with a very low CPU load.



The internal architecture of the pylon driver package is based on GenICam Technology, which offers you easy access to the newest camera models and the latest features. Changes to an existing camera device in your application essentially become a plug-and-play process.

The pylon GigE Vision Performance Driver quickly separates incoming packets carrying image data from other traffic on the network and makes the data available for use by your vision application while requiring the lowest CPU resources. This driver can only be used with network cards that include specific Intel chipsets. The pylon GigE Vision Filter driver supports all kinds of hardware, common GigE network cards, and GigE ports on your motherboard as well. The pylon IEEE 1394b driver gives you access to a well-established interface technology, but with double the bandwidth offered in the past. And by using the newest driver stack technology, Basler increases the quality of this service beyond the Microsoft standard.

The pylon Viewer offers you a convenient application for testing and evaluating Basler cameras. The new tree oriented design and the different levels of user access let you quickly and easily determine the best camera settings for your application.



For More Information on Basler products, please call
480-635-8400 Phone / 888-687-6877 Toll Free
<http://www.aegis-elec.com>